

Signify Classified - Internal  
Cooper Lighting Solutions Photometric Lab  
1121 Highway 74 South  
Peachtree City, GA 30269



Scaled data based on original data using  
LM-79-08 Approved Method: Electrical and Photometric Measurements of Solid-  
State Lighting Products

Test Report Prepared for  
Cooper Lighting Solutions  
(formerly Eaton)

Brand: INVUE

Report Number: P880485

Luminaire Tested: **EMM2-HSN-VA2-740-U-CQ**

Issue Date: 10/01/2024



**Test Information**

Test Method: LM-79-08  
Report Number: P880485  
Test Lab: INNOVATION CENTER(G3)  
Issue Date: 10/01/2024  
Manufacturer: COOPER LIGHTING SOLUTIONS (FORMERLY EATON)  
Product Line: INVUE  
Catalog Number: EMM2-HSN-VA2-740-U-CQ  
Description: EPIC MODERN SHORT HOUSING 2W 70CRI 4000K VISUAL COMFORT FIXTURE w/  
TYPE V CONCENTRATED DISTRIBUTION OPTIC  
Light Source: (1) 4000K CCT, 70 CRI LEDS  
Ballast/Driver: ELECTRONIC DRIVER

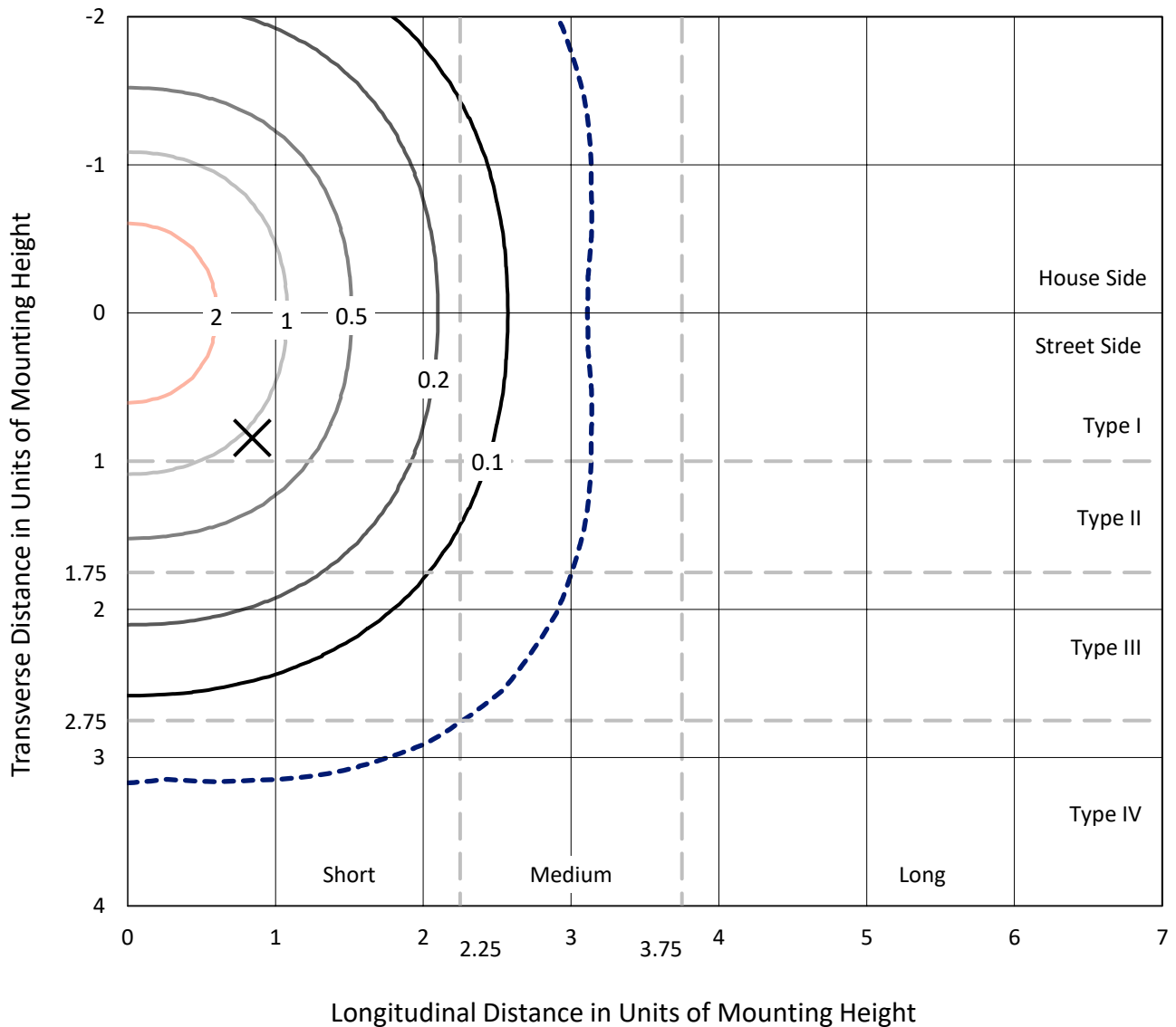
**Summary**

Lumens per Lamp: N/A  
Luminaire Lumens: 3311.3 lumens  
Efficiency: N/A  
Efficacy: 85.8 lumens/watt  
Luminous Opening: Circular (Dia: 1.12' x H: 0')  
IES Classification: Type V - Short  
BUG Rating: B1 - U0 - G1  
  
Input Watts (W): 38.6  
Input Voltage (V): 120  
Input Current (Ain): NR  
Voltage Rise (V): NR  
Power Factor: 0.99  
Total Harmonic Distortion (THDi): 13%  
Frequency (hertz): 60  
Stabilization Time: NR  
Operation Time: NR  
Ambient Temperature (°C): NR  
Test Distance: 24 FT

REPORT NUMBER: P880485  
 CATALOG NUMBER: EMM2-HSN-VA2-740-U-CQ

### Iso-Footcandle Lines of Horizontal Illumination

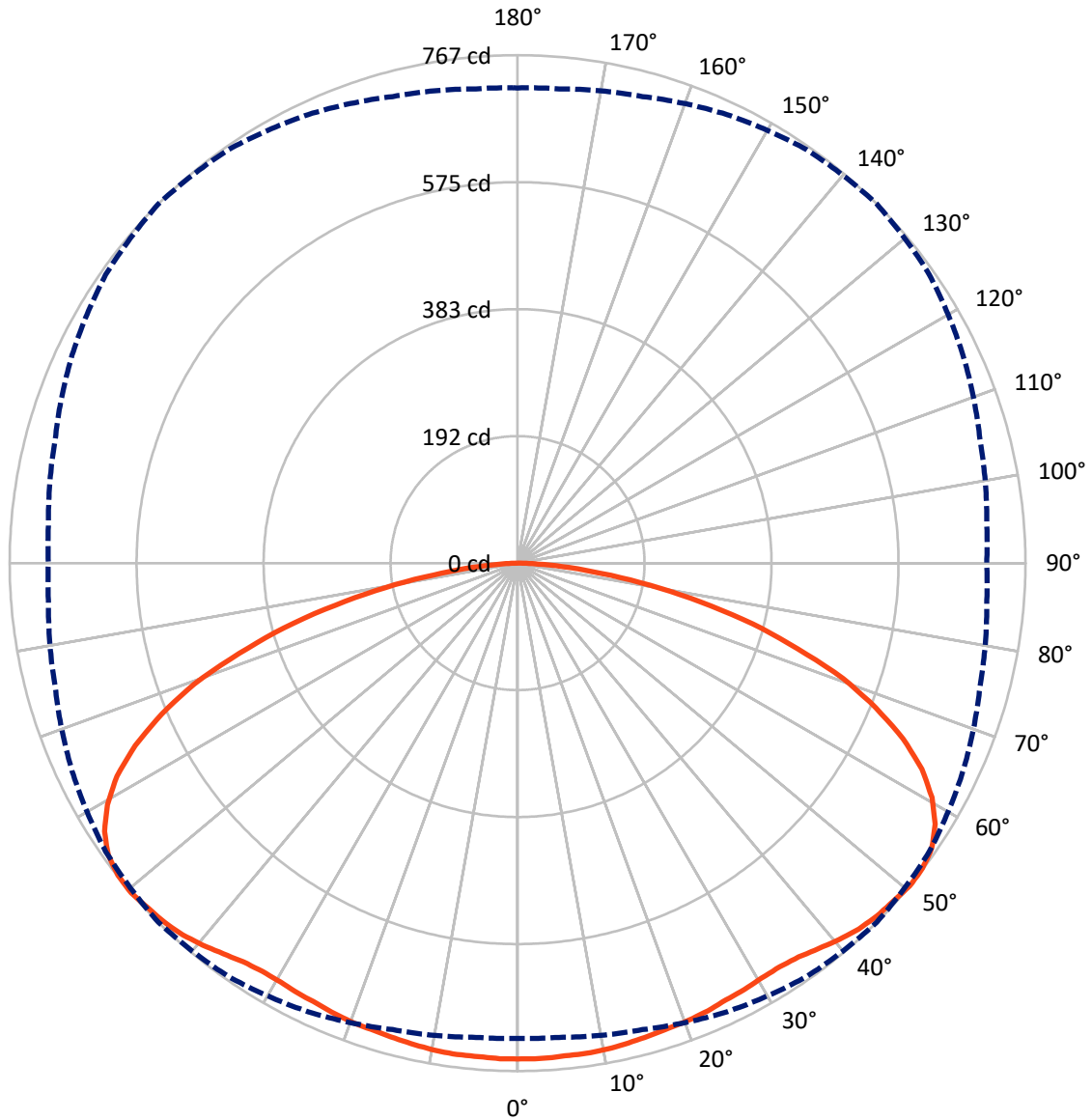
✕ Max cd  
 - - - 1/2 Max cd



Based on 15 foot mounting height. Maximum calculated value = 3.3 fc  
 Type V - Short - N/A

REPORT NUMBER: P880485  
CATALOG NUMBER: EMM2-HSN-VA2-740-U-CQ

### Luminous Intensity Polar Plot



— Vertical Plane Through 45-Deg Lateral    - - - Horizontal Cone Through 50-Deg Vertical

REPORT NUMBER: P880485  
 CATALOG NUMBER: EMM2-HSN-VA2-740-U-CQ

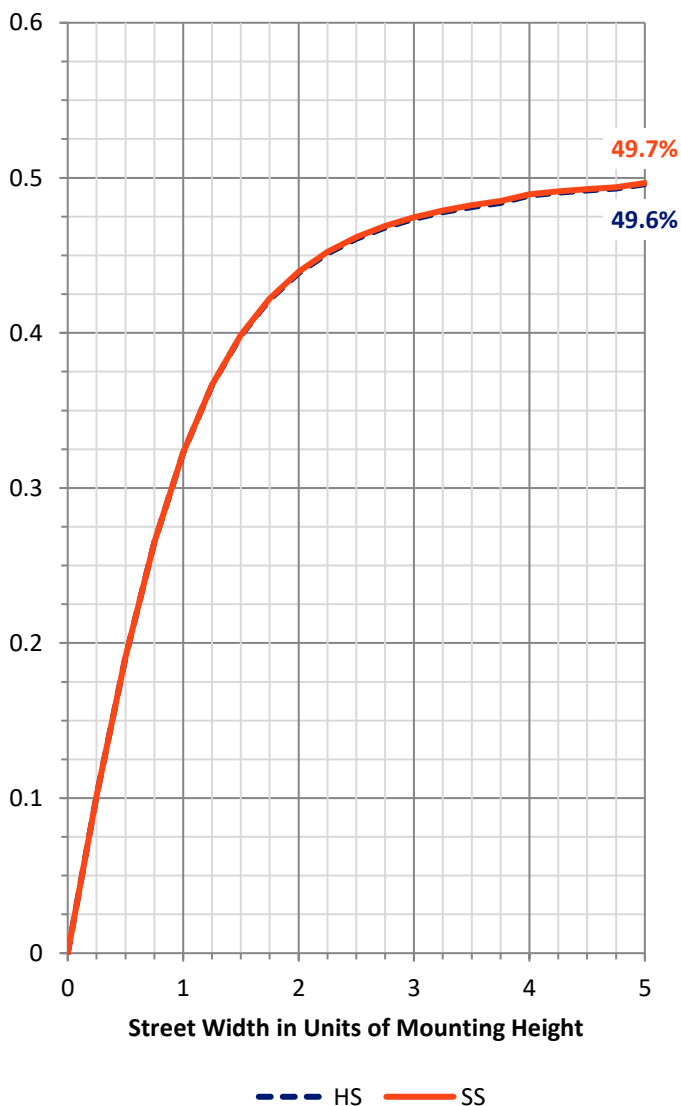
**FLUX DISTRIBUTION:**

		Downward	Upward	Total
<b>House Side</b>	Lumens	1655.6	0.0	1655.6
	% Fixture	50.0	0.0	50.0
<b>Street Side</b>	Lumens	1655.6	0.0	1655.6
	% Fixture	50.0	0.0	50.0
<b>Total</b>	Lumens	3311.3	0.0	3311.3
	% Fixture	100.0	0.0	100.0

**Coefficient of Utilization**

**ZONAL LUMENS:**

Zone	Lumens	% Fixture
0°-10°	71.3	2.2
10°-20°	209.8	6.3
20°-30°	337.5	10.2
30°-40°	455.6	13.8
40°-50°	572.8	17.3
50°-60°	643.9	19.4
60°-70°	586.4	17.7
70°-80°	354.1	10.7
80°-90°	79.8	2.4
90°-100°	0.0	0.0
100°-110°	0.0	0.0
110°-120°	0.0	0.0
120°-130°	0.0	0.0
130°-140°	0.0	0.0
140°-150°	0.0	0.0
150°-160°	0.0	0.0
160°-170°	0.0	0.0
170°-180°	0.0	0.0
0°-90°	3311.3	100.0
0°-180°	3311.3	100.0



REPORT NUMBER: P880485

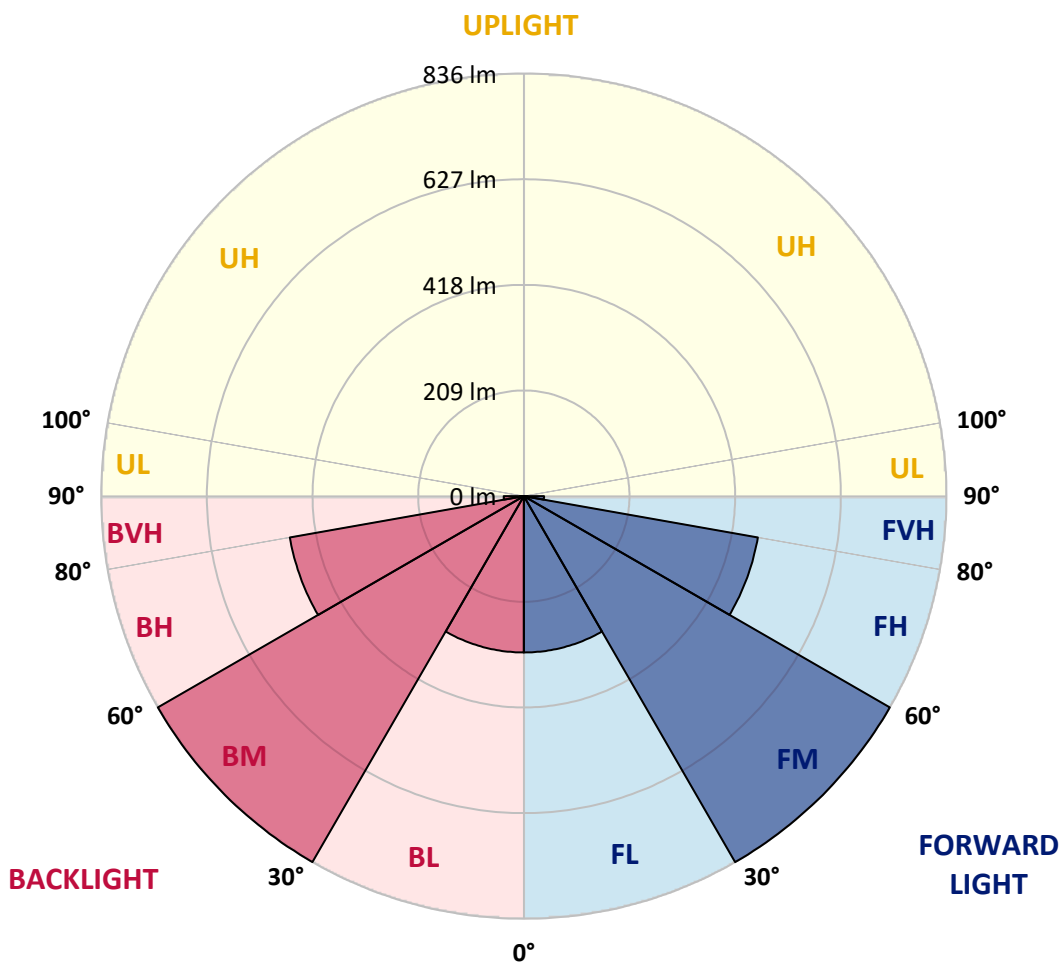
CATALOG NUMBER: EMM2-HSN-VA2-740-U-CQ

**LUMINAIRE CLASSIFICATION SYSTEM LUMEN TABLE AND BUG RATING:**

Zone	Lumens	% Fixture	Zone Rating/Lumen Limit		
			B	U	G
FL (0°-30°)	309.3	9.3			
FM (30°-60°)	836.2	25.3			
FH (60°-80°)	470.2	14.2			G0/660
FVH (80°-90°)	39.9	1.2			G1/100
BL (0°-30°)	309.3	9.3	B1/500		
BM (30°-60°)	836.2	25.3	B1/1000		
BH (60°-80°)	470.2	14.2	B1/500		G0/660
BVH (80°-90°)	39.9	1.2			G1/100
UL (90°-100°)	0.0	0.0		U0/0	
UH (100°-180°)	0.0	0.0		U0/0	

**BUG Rating: B1-U0-G1**

Type V Short





REPORT NUMBER: P880485

CATALOG NUMBER: EMM2-HSN-VA2-740-U-CQ

**CANDELA DISTRIBUTION (FULL):**

	0°	5°	15°	25°	35°	45°	55°	65°	75°	85°	90°
0°	748.7	748.7	748.7	748.7	748.7	748.7	748.7	748.7	748.7	748.7	748.7
2.5°	748.7	748.7	748.7	748.7	748.7	748.7	748.7	748.7	748.7	748.7	748.7
5°	747.4	747.4	747.4	747.4	747.4	747.4	747.4	747.4	747.4	747.4	748.7
7.5°	746.1	747.4	747.4	746.1	747.4	747.4	747.4	747.4	747.4	747.4	747.4
10°	744.8	744.8	746.1	746.1	746.1	746.1	746.1	746.1	746.1	746.1	744.8
12.5°	742.2	743.5	743.5	743.5	743.5	743.5	743.5	743.5	743.5	743.5	743.5
15°	740.9	740.9	740.9	740.9	740.9	740.9	740.9	740.9	739.6	739.6	740.9
17.5°	737.0	737.0	738.3	738.3	738.3	738.3	738.3	738.3	737.0	737.0	737.0
20°	734.4	734.4	735.7	735.7	735.7	737.0	735.7	734.4	734.4	734.4	734.4
22.5°	731.8	731.8	733.1	733.1	734.4	734.4	733.1	733.1	731.8	731.8	731.8
25°	729.2	729.2	729.2	730.5	731.8	730.5	730.5	729.2	727.9	726.6	726.6
27.5°	725.3	725.3	725.3	727.9	727.9	729.2	727.9	726.6	724.0	722.7	722.7
30°	721.4	721.4	722.7	725.3	726.6	726.6	725.3	722.7	720.1	718.8	718.8
32.5°	717.5	718.8	720.1	724.0	725.3	726.6	724.0	721.4	717.5	714.9	714.9
35°	717.5	717.5	721.4	725.3	729.2	730.5	727.9	722.7	717.5	713.6	713.6
37.5°	718.8	720.1	725.3	730.5	735.7	738.3	734.4	727.9	720.1	714.9	714.9
40°	724.0	724.0	730.5	739.6	746.1	747.4	743.5	734.4	724.0	717.5	716.2
42.5°	726.6	727.9	734.4	744.8	752.6	755.2	750.0	739.6	726.6	717.5	716.2
45°	726.6	727.9	735.7	747.4	757.8	760.4	755.2	742.2	727.9	718.8	716.2
47.5°	722.7	724.0	734.4	748.7	760.4	763.0	756.5	743.5	726.6	716.2	713.6
50°	717.5	718.8	729.2	747.4	761.7	766.9	759.1	742.2	722.7	711.0	708.4
52.5°	707.1	708.4	722.7	742.2	760.4	765.6	756.5	738.3	714.9	701.9	699.3
55°	691.5	694.1	708.4	731.8	752.6	759.1	748.7	727.9	703.2	687.6	685.0
57.5°	670.7	672.0	688.9	714.9	737.0	743.5	733.1	711.0	683.7	666.8	665.5
60°	640.8	643.4	662.9	688.9	712.3	718.8	708.4	685.0	656.4	638.2	636.9
62.5°	604.4	607.0	625.2	655.1	678.5	685.0	674.6	649.9	621.3	601.8	600.5
65°	558.9	561.5	579.7	608.3	633.0	639.5	630.4	604.4	575.8	557.6	555.0
67.5°	508.3	510.9	527.8	552.4	574.5	583.6	574.5	552.4	525.2	503.1	500.5
70°	447.2	447.2	464.1	488.8	509.6	521.3	509.6	487.5	460.2	442.0	442.0
72.5°	383.5	380.9	396.5	419.9	436.8	442.0	439.4	419.9	393.9	377.0	374.4
75°	306.8	312.0	323.7	340.6	358.8	366.6	357.5	340.6	322.4	308.1	306.8
77.5°	237.9	241.8	252.2	266.5	276.9	282.1	279.5	266.5	247.0	240.5	237.9
80°	167.7	170.3	179.4	189.8	197.6	202.8	198.9	188.5	178.1	171.6	169.0
82.5°	109.2	107.9	115.7	122.2	128.7	127.4	126.1	118.3	114.4	109.2	107.9
85°	55.9	57.2	57.2	63.7	65.0	67.6	66.3	63.7	57.2	54.6	55.9
87.5°	18.2	18.2	19.5	19.5	22.1	22.1	23.4	20.8	19.5	16.9	16.9
90°	0.0	0.0	0.0	0.0	0.0	0.0	0.0	0.0	0.0	0.0	0.0

Cooper Lighting Solutions Photometric Lab  
1121 Highway 74 South  
Peachtree City, GA 30269



LM-79-2019: Approved Method: Electrical and Photometric Measurements of Solid-State Lighting Products

Report Prepared for

Cooper Lighting Solutions

Streetworks

Report Number: SP1-2407-176-5

Test Date: 09/24/2024

Luminaire Tested: MEM2-HTN-VA-30-740-U-WQ

Data in this report applies to families of products including MEM2-HTN-VA-30-740-U-WQ



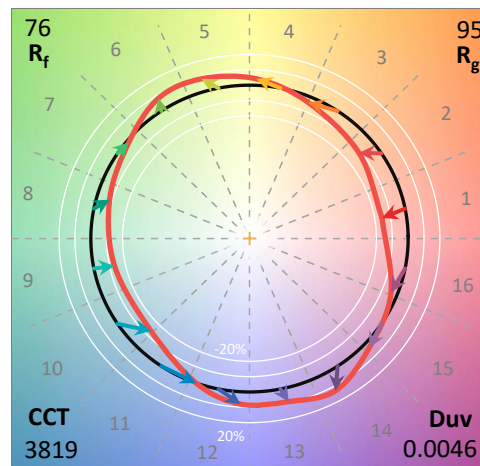
**Test Information**

Test Method: LM-79-2019  
 Report Number: SP1-2407-176-5  
 Test Lab: COOPER LIGHTING SOLUTIONS  
 Photometer: SP1 - 76IN SPHERE  
 Measurement Geometry:  $4\pi$   
 Issue Date: 09/27/2024  
 Manufacturer: COOPER LIGHTING SOLUTIONS  
 Product Line: Streetworks  
 Catalog Number: **MEM2-HTN-VA-30-740-U-WQ**  
 Description: EPIC MODERN VISUAL COMFORT 30W WAVESTREAM WIDE

**Spectral Parameters**

CCT (K): 3819  
 CIE u': 0.2261  
 CIE v': 0.5108  
 Duv: 0.0046  
 CIE x: 0.3926  
 CIE y: 0.3942  
 CIE z: 0.2132  
 Peak Wavelength (nm): 450  
 Dominant Wavelength (nm): 577  
 Purity: 36.15483  
 Rf: 75.6  
 Rg: 94.8

CRI (Ra):	72.9		
R1:	70.1	R9:	-21.5
R2:	78.4	R10:	48.5
R3:	85.0	R11:	68.4
R4:	72.9	R12:	39.0
R5:	69.1	R13:	71.1
R6:	69.2	R14:	91.3
R7:	82.8	R15:	63.2
R8:	55.4		



**Test Conditions**

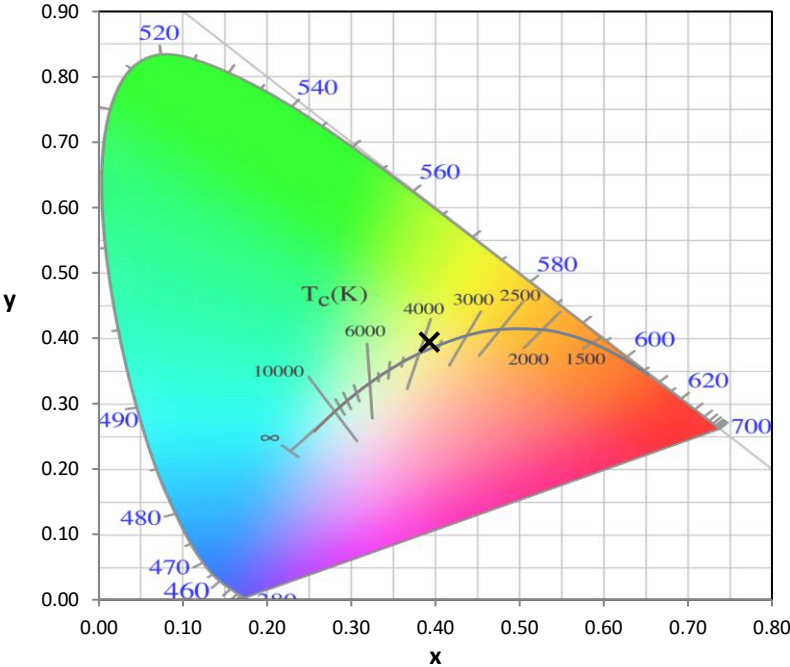
Stabilization Time: 30M  
 Operation Time: 1H 30M  
 Sphere Temperature (°C): 25.2

REPORT NUMBER: SP1-2407-176-5

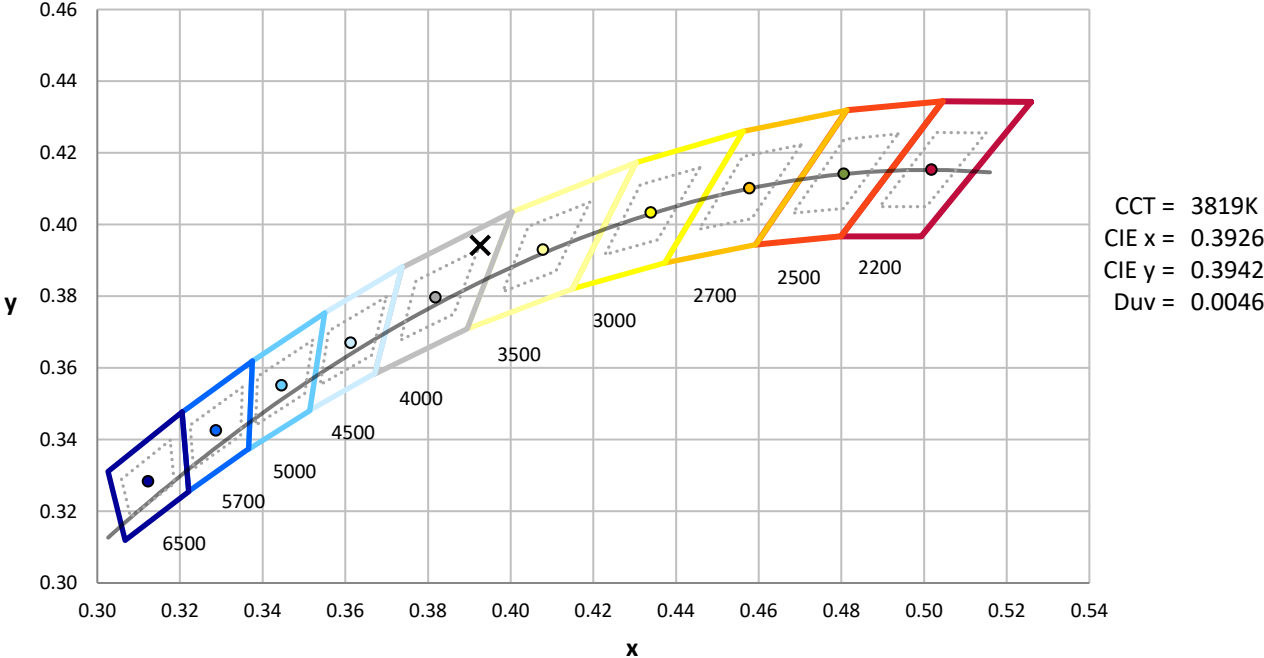
Measurement and Test Equipment			
Instrument	Identification Number	Calibration Date	Calibration Due Date
Photometer	IN0058	6/18/2024	12/18/2024
Power Meter	INXT2011004	2/8/2024	2/8/2025
AC Power Source	IN0063	10/24/2023	10/24/2024
DC Power Source	IN0208	10/24/2023	10/24/2024
Sphere Thermometer	IN0085	10/24/2023	10/24/2024
Room Thermometer	IN0046	10/24/2023	10/24/2024

REPORT NUMBER: SP1-2407-176-5

CIE 1931 Chromaticity Diagram



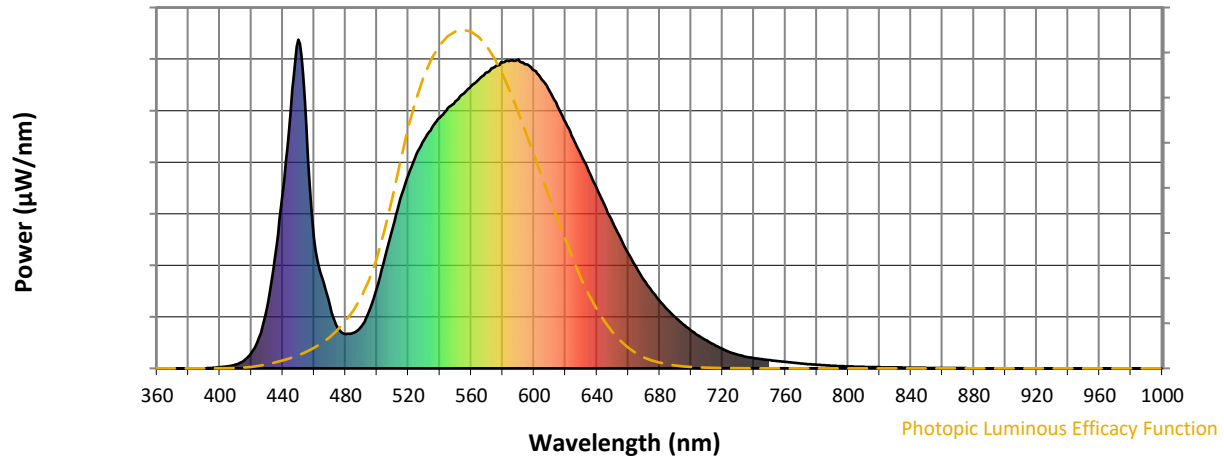
CIE 1931 Chromaticity Diagram with 2017 ANSI 7-Step and 4-Step Quadrangles



Point lies inside the ANSI 4000K 7-step quadrangle

REPORT NUMBER: SP1-2407-176-5

**Photopic Flux vs. Wavelength**

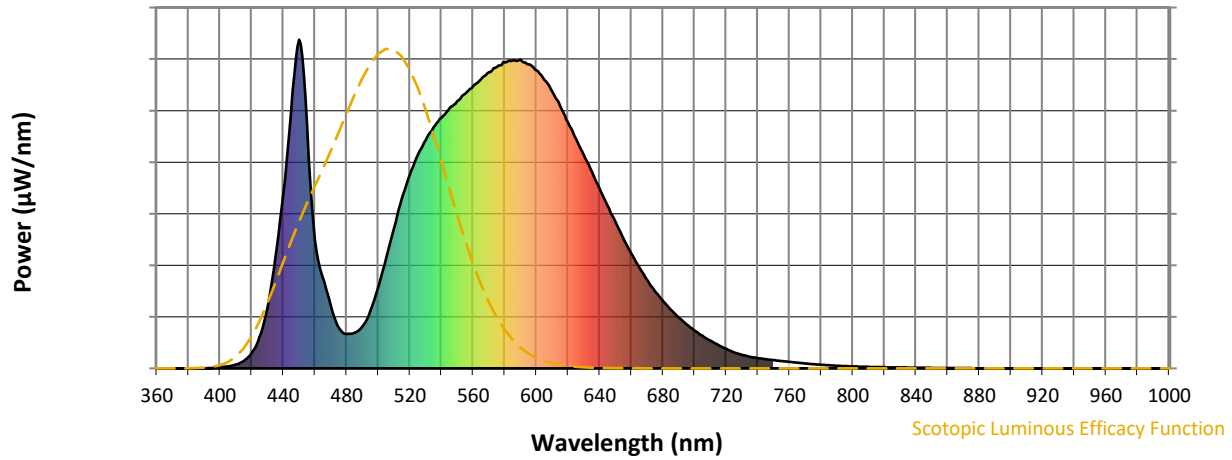


**Photopic Lumens: NR**

λ (nm)	Power W <sup>^</sup> /nm	Lumens (φ/nm)	λ (nm)	Power W <sup>^</sup> /nm	Lumens (φ/nm)	λ (nm)	Power W <sup>^</sup> /nm	Lumens (φ/nm)	λ (nm)	Power W <sup>^</sup> /nm	Lumens (φ/nm)	λ (nm)	Power W <sup>^</sup> /nm	Lumens (φ/nm)
360	0	NR	490	127	NR	620	748	NR	750	25	NR	880	0	NR
365	0	NR	495	173	NR	625	699	NR	755	22	NR	885	0	NR
370	0	NR	500	246	NR	630	648	NR	760	20	NR	890	0	NR
375	0	NR	505	335	NR	635	599	NR	765	17	NR	895	0	NR
380	0	NR	510	427	NR	640	547	NR	770	15	NR	900	0	NR
385	0	NR	515	517	NR	645	495	NR	775	13	NR	905	0	NR
390	0	NR	520	589	NR	650	445	NR	780	11	NR	910	0	NR
395	1	NR	525	649	NR	655	396	NR	785	9	NR	915	0	NR
400	4	NR	530	695	NR	660	349	NR	790	8	NR	920	0	NR
405	6	NR	535	733	NR	665	308	NR	795	7	NR	925	0	NR
410	11	NR	540	763	NR	670	269	NR	800	6	NR	930	0	NR
415	23	NR	545	792	NR	675	235	NR	805	5	NR	935	0	NR
420	46	NR	550	813	NR	680	205	NR	810	5	NR	940	0	NR
425	95	NR	555	835	NR	685	178	NR	815	4	NR	945	0	NR
430	183	NR	560	859	NR	690	155	NR	820	3	NR	950	0	NR
435	338	NR	565	880	NR	695	134	NR	825	3	NR	955	0	NR
440	534	NR	570	900	NR	700	115	NR	830	3	NR	960	0	NR
445	782	NR	575	918	NR	705	99	NR	835	2	NR	965	0	NR
450	1000	NR	580	931	NR	710	84	NR	840	2	NR	970	0	NR
455	739	NR	585	937	NR	715	71	NR	845	2	NR	975	0	NR
460	393	NR	590	939	NR	720	59	NR	850	1	NR	980	0	NR
465	276	NR	595	925	NR	725	49	NR	855	1	NR	985	0	NR
470	190	NR	600	907	NR	730	41	NR	860	1	NR	990	0	NR
475	123	NR	605	878	NR	735	35	NR	865	1	NR	995	0	NR
480	105	NR	610	842	NR	740	31	NR	870	1	NR	1000	0	NR
485	108	NR	615	797	NR	745	28	NR	875	1	NR			

REPORT NUMBER: SP1-2407-176-5

**Scotopic Flux vs. Wavelength**



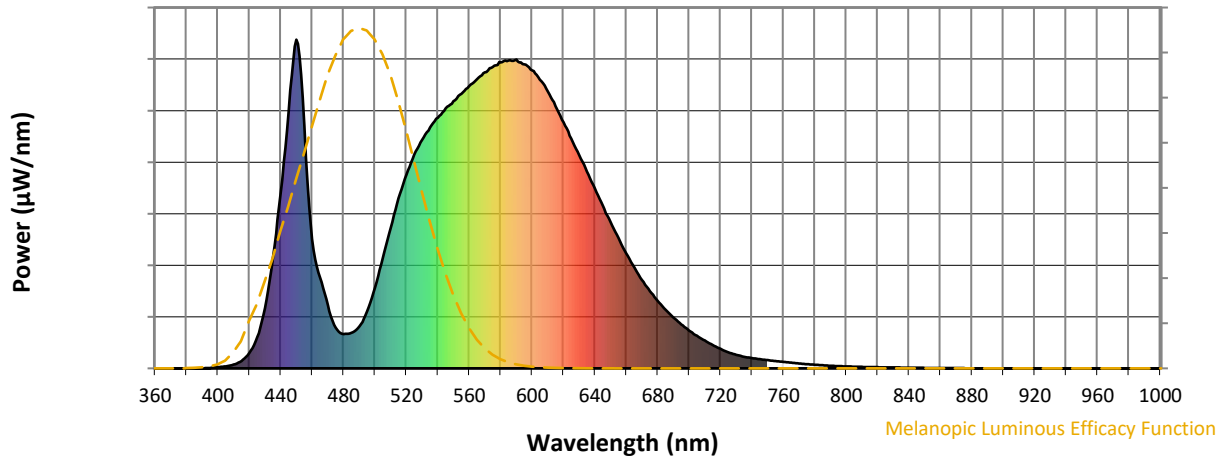
**Scotopic Lumens: NR**

**S/P: 1.45**

$\lambda$ (nm)	Power W <sup>^</sup> /nm	Lumens ( $\phi$ /nm)	$\lambda$ (nm)	Power W <sup>^</sup> /nm	Lumens ( $\phi$ /nm)	$\lambda$ (nm)	Power W <sup>^</sup> /nm	Lumens ( $\phi$ /nm)	$\lambda$ (nm)	Power W <sup>^</sup> /nm	Lumens ( $\phi$ /nm)	$\lambda$ (nm)	Power W <sup>^</sup> /nm	Lumens ( $\phi$ /nm)
360	0	NR	490	127	NR	620	748	NR	750	25	NR	880	0	NR
365	0	NR	495	173	NR	625	699	NR	755	22	NR	885	0	NR
370	0	NR	500	246	NR	630	648	NR	760	20	NR	890	0	NR
375	0	NR	505	335	NR	635	599	NR	765	17	NR	895	0	NR
380	0	NR	510	427	NR	640	547	NR	770	15	NR	900	0	NR
385	0	NR	515	517	NR	645	495	NR	775	13	NR	905	0	NR
390	0	NR	520	589	NR	650	445	NR	780	11	NR	910	0	NR
395	1	NR	525	649	NR	655	396	NR	785	9	NR	915	0	NR
400	4	NR	530	695	NR	660	349	NR	790	8	NR	920	0	NR
405	6	NR	535	733	NR	665	308	NR	795	7	NR	925	0	NR
410	11	NR	540	763	NR	670	269	NR	800	6	NR	930	0	NR
415	23	NR	545	792	NR	675	235	NR	805	5	NR	935	0	NR
420	46	NR	550	813	NR	680	205	NR	810	5	NR	940	0	NR
425	95	NR	555	835	NR	685	178	NR	815	4	NR	945	0	NR
430	183	NR	560	859	NR	690	155	NR	820	3	NR	950	0	NR
435	338	NR	565	880	NR	695	134	NR	825	3	NR	955	0	NR
440	534	NR	570	900	NR	700	115	NR	830	3	NR	960	0	NR
445	782	NR	575	918	NR	705	99	NR	835	2	NR	965	0	NR
450	1000	NR	580	931	NR	710	84	NR	840	2	NR	970	0	NR
455	739	NR	585	937	NR	715	71	NR	845	2	NR	975	0	NR
460	393	NR	590	939	NR	720	59	NR	850	1	NR	980	0	NR
465	276	NR	595	925	NR	725	49	NR	855	1	NR	985	0	NR
470	190	NR	600	907	NR	730	41	NR	860	1	NR	990	0	NR
475	123	NR	605	878	NR	735	35	NR	865	1	NR	995	0	NR
480	105	NR	610	842	NR	740	31	NR	870	1	NR	1000	0	NR
485	108	NR	615	797	NR	745	28	NR	875	1	NR			

REPORT NUMBER: SP1-2407-176-5

Melanopic Flux vs. Wavelength



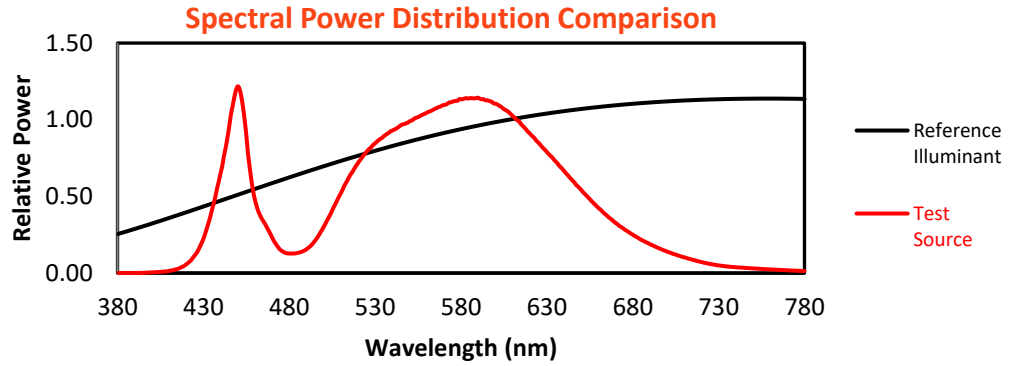
Melanopic Lumens: NR

M/P: 2.76

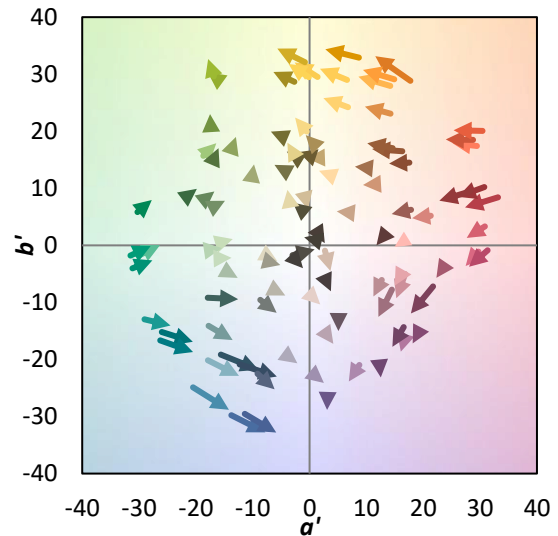
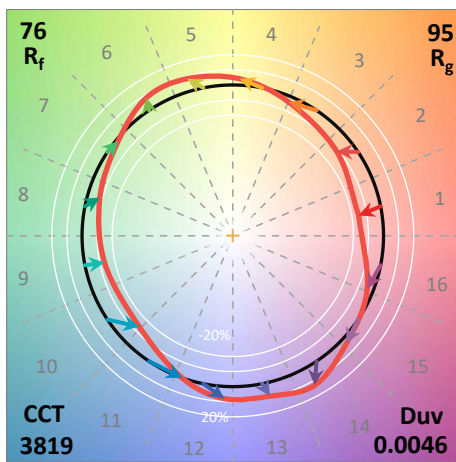
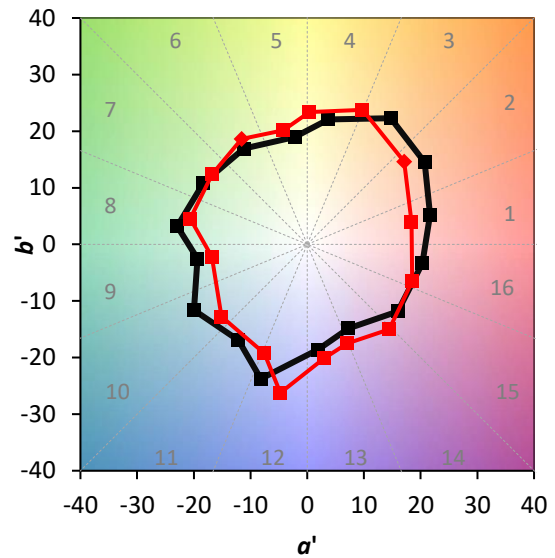
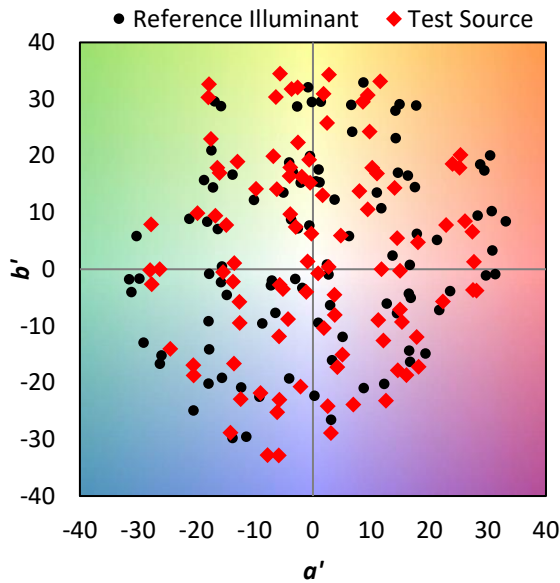
λ (nm)	Power W <sup>^</sup> /nm	Lumens (φ/nm)	λ (nm)	Power W <sup>^</sup> /nm	Lumens (φ/nm)	λ (nm)	Power W <sup>^</sup> /nm	Lumens (φ/nm)	λ (nm)	Power W <sup>^</sup> /nm	Lumens (φ/nm)	λ (nm)	Power W <sup>^</sup> /nm	Lumens (φ/nm)
360	0	NR	490	127	NR	620	748	NR	750	25	NR	880	0	NR
365	0	NR	495	173	NR	625	699	NR	755	22	NR	885	0	NR
370	0	NR	500	246	NR	630	648	NR	760	20	NR	890	0	NR
375	0	NR	505	335	NR	635	599	NR	765	17	NR	895	0	NR
380	0	NR	510	427	NR	640	547	NR	770	15	NR	900	0	NR
385	0	NR	515	517	NR	645	495	NR	775	13	NR	905	0	NR
390	0	NR	520	589	NR	650	445	NR	780	11	NR	910	0	NR
395	1	NR	525	649	NR	655	396	NR	785	9	NR	915	0	NR
400	4	NR	530	695	NR	660	349	NR	790	8	NR	920	0	NR
405	6	NR	535	733	NR	665	308	NR	795	7	NR	925	0	NR
410	11	NR	540	763	NR	670	269	NR	800	6	NR	930	0	NR
415	23	NR	545	792	NR	675	235	NR	805	5	NR	935	0	NR
420	46	NR	550	813	NR	680	205	NR	810	5	NR	940	0	NR
425	95	NR	555	835	NR	685	178	NR	815	4	NR	945	0	NR
430	183	NR	560	859	NR	690	155	NR	820	3	NR	950	0	NR
435	338	NR	565	880	NR	695	134	NR	825	3	NR	955	0	NR
440	534	NR	570	900	NR	700	115	NR	830	3	NR	960	0	NR
445	782	NR	575	918	NR	705	99	NR	835	2	NR	965	0	NR
450	1000	NR	580	931	NR	710	84	NR	840	2	NR	970	0	NR
455	739	NR	585	937	NR	715	71	NR	845	2	NR	975	0	NR
460	393	NR	590	939	NR	720	59	NR	850	1	NR	980	0	NR
465	276	NR	595	925	NR	725	49	NR	855	1	NR	985	0	NR
470	190	NR	600	907	NR	730	41	NR	860	1	NR	990	0	NR
475	123	NR	605	878	NR	735	35	NR	865	1	NR	995	0	NR
480	105	NR	610	842	NR	740	31	NR	870	1	NR	1000	0	NR
485	108	NR	615	797	NR	745	28	NR	875	1	NR			

**Summary**

$R_f = 75.6$   
 $R_g = 94.8$   
 $CIE R_a = 72.9$   
 $R_g = -21.5$

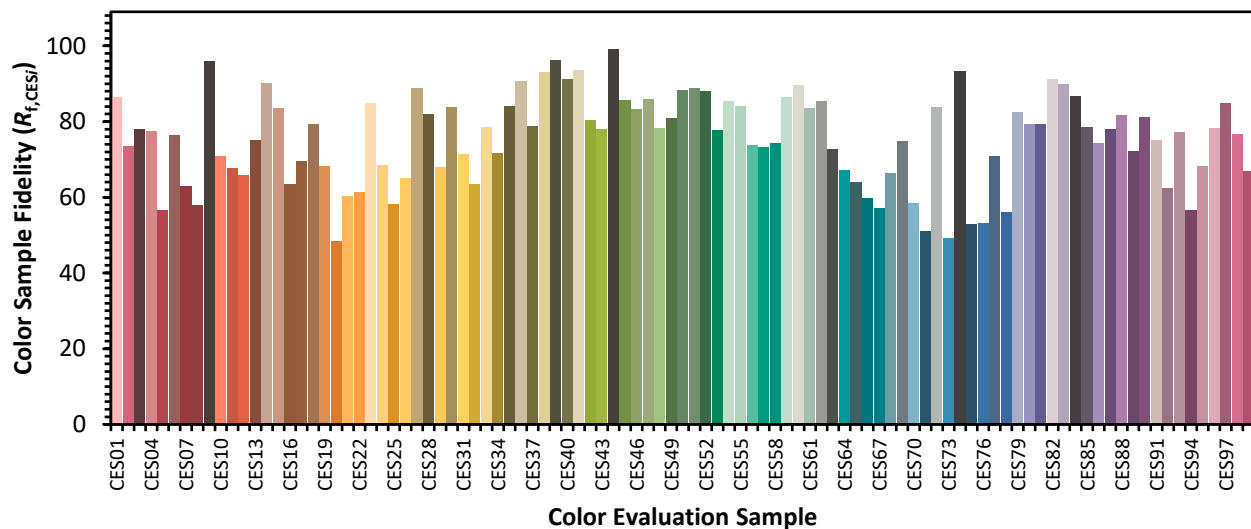


**Color Vector Graphics**



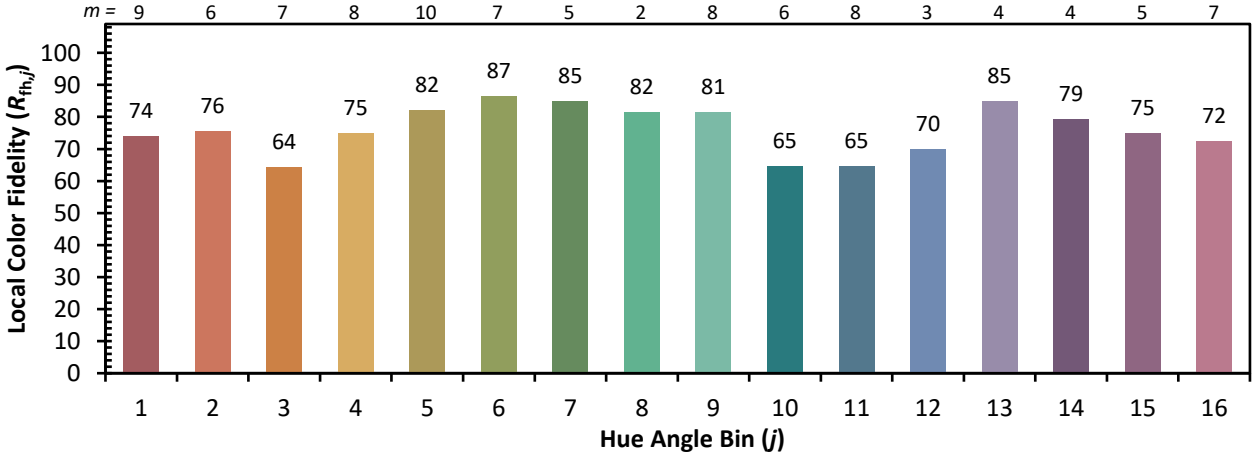
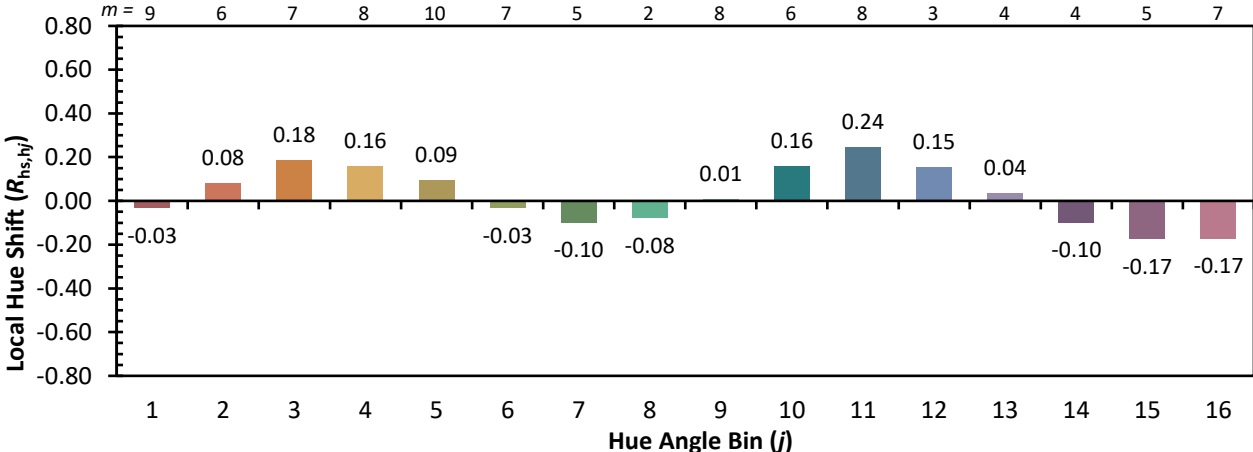
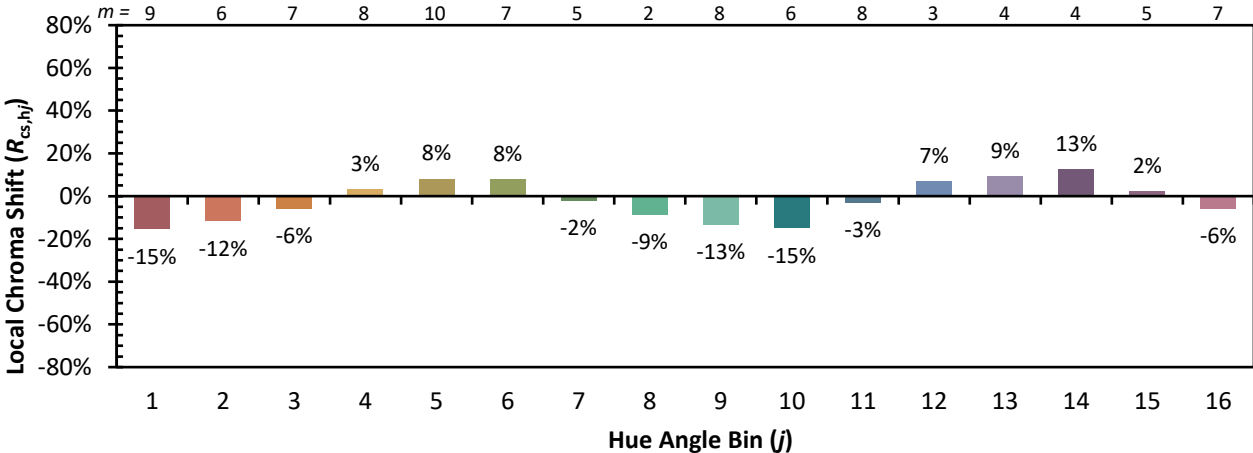
**Individual Sample Fidelity Index ( $R_{f,i}$ )**

CES01 = 85	CES26 = 65	CES51 = 89	CES76 = 53
CES02 = 61	CES27 = 89	CES52 = 88	CES77 = 71
CES03 = 30	CES28 = 82	CES53 = 78	CES78 = 56
CES04 = 70	CES29 = 68	CES54 = 85	CES79 = 83
CES05 = 48	CES30 = 84	CES55 = 84	CES80 = 79
CES06 = 50	CES31 = 71	CES56 = 74	CES81 = 79
CES07 = 40	CES32 = 63	CES57 = 73	CES82 = 91
CES08 = 39	CES33 = 79	CES58 = 74	CES83 = 90
CES09 = 29	CES34 = 72	CES59 = 86	CES84 = 87
CES10 = 74	CES35 = 84	CES60 = 90	CES85 = 78
CES11 = 57	CES36 = 91	CES61 = 84	CES86 = 74
CES12 = 63	CES37 = 79	CES62 = 85	CES87 = 78
CES13 = 42	CES38 = 93	CES63 = 73	CES88 = 82
CES14 = 74	CES39 = 96	CES64 = 67	CES89 = 72
CES15 = 71	CES40 = 91	CES65 = 64	CES90 = 81
CES16 = 47	CES41 = 93	CES66 = 60	CES91 = 75
CES17 = 49	CES42 = 80	CES67 = 57	CES92 = 62
CES18 = 56	CES43 = 78	CES68 = 66	CES93 = 77
CES19 = 72	CES44 = 99	CES69 = 75	CES94 = 57
CES20 = 65	CES45 = 86	CES70 = 58	CES95 = 68
CES21 = 86	CES46 = 83	CES71 = 51	CES96 = 78
CES22 = 78	CES47 = 86	CES72 = 84	CES97 = 85
CES23 = 92	CES48 = 78	CES73 = 49	CES98 = 77
CES24 = 91	CES49 = 81	CES74 = 93	CES99 = 67
CES25 = 72	CES50 = 88	CES75 = 53	

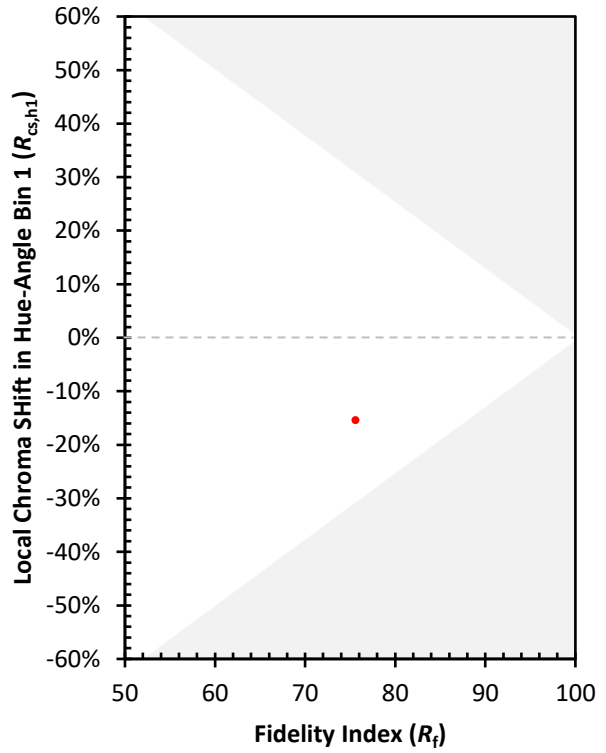
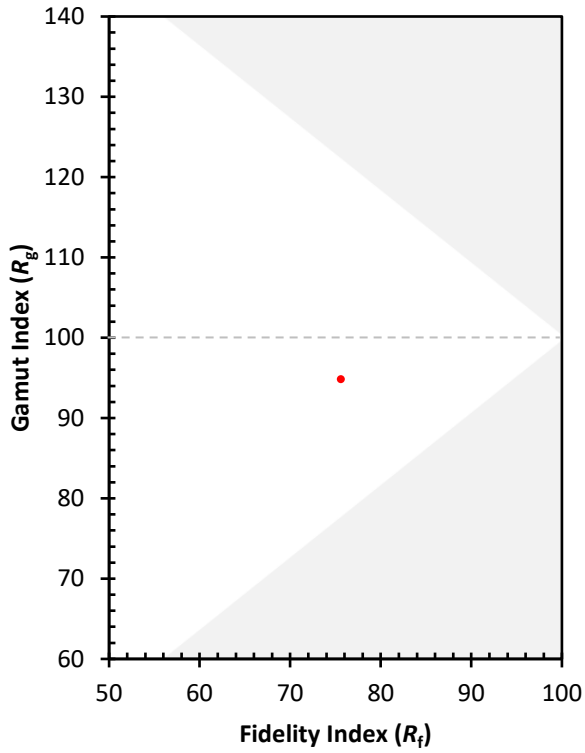




Color Rendition by Hue-Angle Bin



Measure Comparisons



(END OF REPORT)